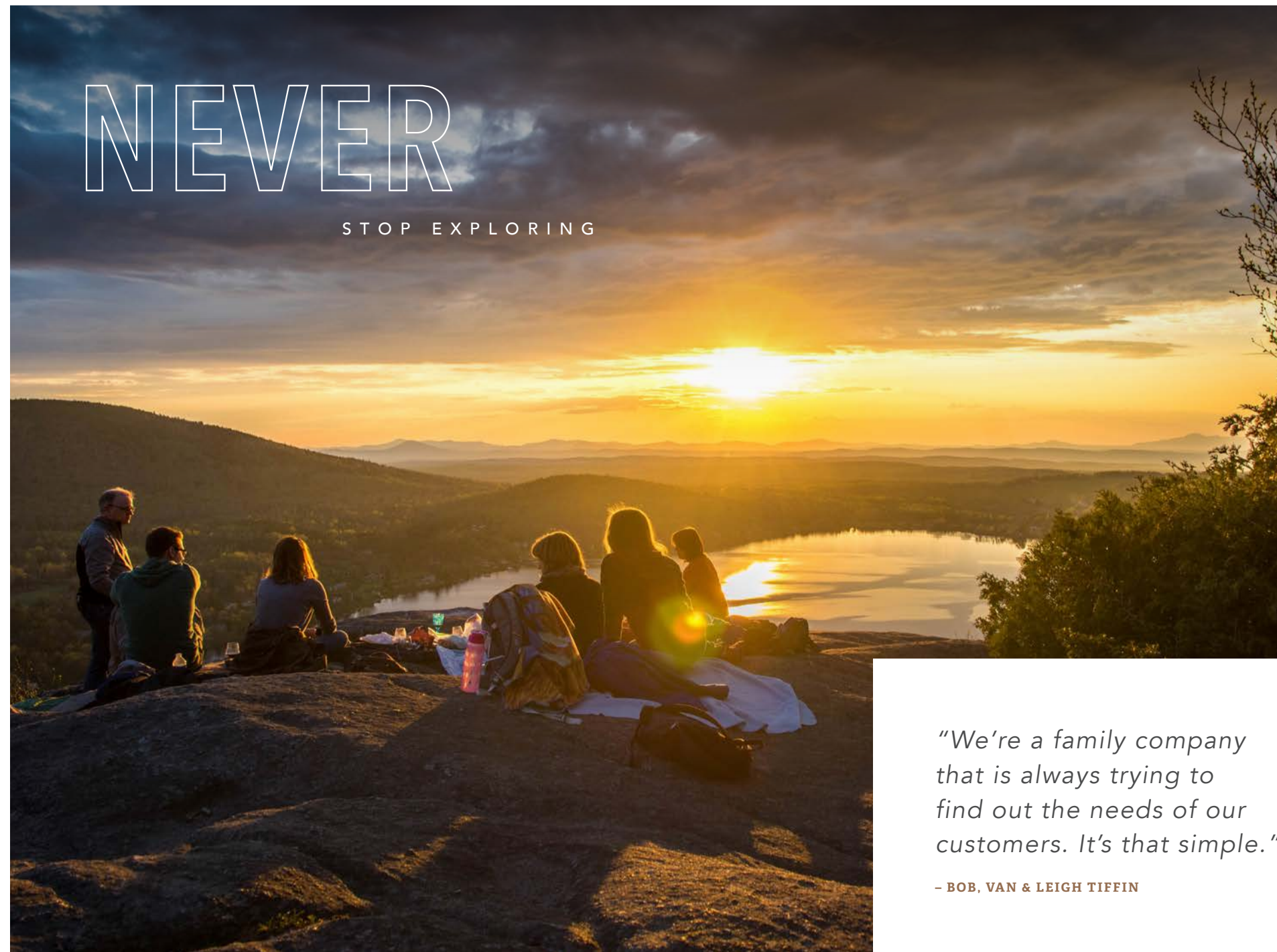

VILANO

2020



VANLEIGH

A DIVISION OF TIFFIN



*"We're a family company
that is always trying to
find out the needs of our
customers. It's that simple."*

- BOB, VAN & LEIGH TIFFIN




2020 VILANO



BUILT AROUND YOU®

One of the abundant advantages to being a Vilano customer is getting everything a "luxury" fifth wheel offers without the price tag. This new Vanleigh fifth wheel presents all the elements one might need for an active weekend away. Whether its kayaks one weekend or a 16 foot sand rail the next, Vanleigh has a floor plan layout for all of your adventures. The variation of size, weight and price can accommodate any need and is unmatched in the fifth wheel segment.





320GK
VILANO GOURMET KITCHEN



360RL
VILANO REAR LIVING



369FB
VILANO FRONT BATH & HALF



370GB
VILANO GRAND BAR



375FL
VILANO FRONT LIVING



385RD
VILANO REAR DEN

320GK
VILANO GOURMET KITCHEN




SPECIFICATIONS

GVWR 16,000	Grey Water Cap. 90 gal	* unloaded and based off of an average
Dry Weight 12,400*	Black Water Cap. 45 gal	** to top of A/Cs
Cargo Carrying 3,600	Water Heater 10 gal	*** from pinbox to rear ladder based on standard build, no options
Width 101"	Furnace 42K BTU	**** unloaded and based off of an average
Height 12' 11" **	LP Cap. 60 lbs	
Length 34' 11" ***	Hitch Weight 2,600***	
Fresh Water Cap. 70 gal		

From the triple slide outs to the island with an optional dishwasher there are plenty of comforts throughout the 320 Gourmet Kitchen.

Inside, you'll enjoy solid surface kitchen countertops, residential features like a kitchen faucet with pull-down sprayer, a three burner range and an 18 cu. ft. stainless French Door refrigerator.



Shown in White Linen





360RL

VILANO REAR LIVING



SPECIFICATIONS

GVWR 16,000	Grey Water Cap. 90 gal	* unloaded and based off of an average
Dry Weight 13,800*	Black Water Cap. 45 gal	** to top of A/Cs
Cargo Carrying 2,200	Water Heater 10 gal	*** from pinbox to rear ladder based on standard build, no options
Width 101"	Furnace 42K BTU	**** unloaded and based off of an average
Height 12' 11" **	LP Cap. 60 lbs	
Length 39' 11" ***	Hitch Weight 2,800****	
Fresh Water Cap. 70 gal		

The all new 360 Rear Living VILANO has the most counter space of any Vilano, along with a spectacular 72" view above the Residential Chef Range.

We've also moved the bed to door-side in the bedroom, to create even more space to relax and move around.



Shown in White Linen

369FB

VILANO FRONT BATH & HALF



SPECIFICATIONS		
GVWR 16,000	Grey Water Cap. 90gal	* unloaded and based off of an average
Dry Weight 14,100*	Black Water Cap. 45gal	** to top of A/Cs
Cargo Carrying 1,900	Water Heater 10gal	*** from pinbox to rear ladder based on standard build, no options
Width 101"	Furnace 42K BTU	**** unloaded and based off of an average
Height 12' 11" **	LP Cap. 60lbs	
Length 38' 11" ***	Hitch Weight : 3100****	
Fresh Water Cap. 70 gal		

The 369 Front Bath VILANO features several at-home comforts that will keep you focused on fun all season long! Enjoy a full bath and a half, a kitchen island, a residential 18 Cu. Ft. refrigerator and fireplace.



Shown in English Chestnut





370GB
VILANO GRAND BAR



SPECIFICATIONS

GVWR 16,000
Dry Weight 14,000*
Cargo Carrying 2,000
Width 101"
Height 12' 11" **
Length 38' 11" ***
Fresh Water Cap. 70 gal

Grey Water Cap. 90gal
Black Water Cap. 45gal
Water Heater 10gal
Furnace 42K BTU
LP Cap. 60lbs
Hitch Weight : 3100****

* unloaded and based off of an average
** to top of A/Cs
*** from pinbox to rear ladder based on standard build, no options
**** unloaded and based off of an average

The 370 Grand Bar VILANO gives you plenty of counter space to entertain comfortably, with a deep buffet area with a built-in cooler.

The solid hardwood cabinetry, plenty of extra storage space and luxury amenities make the 370GB perfect for the full-timer.



Shown in Mocha

375FL

VILANO FRONT LIVING



SPECIFICATIONS

GVWR 16,500	Grey Water Cap. 90 gal	* unloaded and based off of an average
Dry Weight 14,800*	Black Water Cap. 45 gal	** to top of A/Cs
Cargo Carrying 1,700	Water Heater 10 gal	*** from pinbox to rear ladder based on standard build, no options
Width 101"	Furnace 42K BTU	**** unloaded and based off of an average
Height 12' 11" **	LP Cap. 60 lbs	
Length 40' 6" ***	Hitch Weight 3,300****	
Fresh Water Cap. 54 gal		

The 375 Front Living VILANO puts entertainment and relaxation right up front! With two full couches and a loveseat, the 375FL provides more than enough space and comfort to watch the game with friends and family.

The kitchen and Master Suite provide all the same luxury amenities you expect from Vanleigh.



Shown in Amber Glaze





385RD
VILANO REAR DEN



SPECIFICATIONS

GVWR 18,500	Black Water Cap. 45 gal	* unloaded and based off of an average
Dry Weight 15,100*	Water Heater 10 gal	** to top of A/Cs
Cargo Carrying 3,400	Furnace 42K BTU	*** from pinbox to rear ladder based on standard build, no options
Width 101"	LP Cap. 60 lbs	**** unloaded and based off of an average
Height 12' 11" **	Hitch Weight 3,500****	
Length 42' 4" ***	Slide Tray : 8 ft	
Fresh Water Cap. 70 gal	Rear Basement Storage : 220 cu ft	
Grey Water Cap. 90 ga		

The 385 Rear Den VILANO is our largest floorplan. With a step-up elevated rear den living area and Television that raises and retracts down into the cabinet, you have the option to entertain friends for the big game or just sit and enjoy the view.

Plus the 385RD has a vast amount of basement storage under the rear den—complete with our easy-slide storage drawer.



Shown in Mocha


- LIVING AREA**
 - Full Profile Ceiling Throughout
 - Full Overlay Hardwood Cabinetry and Faceframes
 - Hardwood Slide-Out Fascia Throughout
 - Hardwood Window Valances Throughout
 - 8'0" Main Floor Slideout Boxes
 - Multiplex Wiring System w/ Digital Homescreeen
 - Recessed LED Ceiling Lighting Throughout
 - 3' x 5' Solid Wood Overhead Light Box
 - Roller Shades (Night)
 - Dimming Function on Living and Bedroom Area Lighting
 - High Quality Residential Franklin Furniture, Made in the U.S.A.
 - Ceiling Fan
 - Dirt Devil Central Vac System
- KITCHEN**
 - Solid Surface Kitchen Countertops
 - Solid Surface Sink Covers
 - Stainless Steel Microwave and Oven
 - Residential Chef Collection Burner Range
 - 18 cu. ft. Samsung French Door Refrigerator
 - 1,000 Watt Pure Sine Wave Inverter
 - Stainless Drawer Guides
 - Freestanding, Solid Surface Dinette Table with 4 Chairs
 - Galley Window Featured in all Vanleigh Floorplans
 - Oversized 70/30 Stainless Steel Sink
 - Galley Area Air Automatic Ceiling Vent
 - Hardwood Ceiling Décor Package with Recessed LED Lighting
 - Hand Laid Tile and Grout Backsplashes
 - Convection Microwave
 - Residential Kitchen Faucet with Pull-Down Sprayer
- HOME ENTERTAINMENT**
 - 50" in LED TV in Living Area (55" LED TV in the 375FL & 385RD Living Area)
 - Sound Bar with Surround Sound in Living Area
 - Entertainment Center with Bluetooth, DVD, Aux Controls
- BEDROOM**
 - Exterior Speakers
 - 32" LED Bedroom TV
 - PreWire for Solar Panels
 - King Jack Digital Antennae
- BEDROOM**
 - 70" x 80" King Cool Mattress
 - Dual USB Ports in Nightstands
 - Solid Vinyl Flooring Throughout Bedroom
 - Hardwood Window Valances
 - Residential Hardwood Headboard
 - Hardwood Dresser
 - Full Sized Wardrobe with Motion Sensored Lighting
 - Full-Sized Underbed Storage Area
- HEATING AND COOLING**
 - Dual 15 K BTU Air Conditioners
 - Prewire for Third 15K BTU A/C with Triple Zone Thermostat
 - 42K BTU Furnace
 - 40" Backlit 7200 BTU Fireplace
 - R-45 Floor and Roof Insulation
 - Whisper Quiet A/C System
 - Fully Enclosed and Heated Underbelly with Heat Return
 - 12V Electric Tank Heaters
 - 10 Gallon Gas/Electric Quick Recovery Hot Water Heater
 - 16" Wide Return A/C Ducts for Max Airflow
- EXTERIOR AND CONSTRUCTION**
 - Noble T60 High Gloss Fiberglass Exterior
 - Tubular Aluminum Framed Sidewalls
 - 12V Electric Dump Gates for Black and Gray Tank with Manual Override
 - 16" on Center Tubular Aluminum Floor
 - 16" on Center Aluminum Roof Joists
 - Framed, Laminated, and Insulated Slide Box Floors and Ceilings
 - Laminated Slide Box End Walls
 - Aluminum A/C Boxes Welded to Frame
 - Roof Backer For All Crown Molding
 - Tubular Aluminum Upper Support Wall
 - Dual Copper Water Manifolds
 - Powdercoated Aluminum Wet-Bay
 - Standard "G" Rated Tires
 - Labeled Wire Harnesses
- Protective Wire Looms
 - LED Exterior Lighting System
 - Pre-Wire for Backup Camera
 - Slam-Latch Baggage Doors
 - Motion Sensored Lighting in Pass Thru Compartment
 - Electric Power Cord Reel
- OPTIONAL EQUIPMENT**
 - 7K Disc Brakes - N/A 385RD
 - 8K Axles Drum Brakes (Incl. Westlake H Rated Tires) - STD 385RD
 - 8K Disc Brakes (Incl. Westlake H Rated Tires)
 - Goodyear "G" Rated Tires (For 7K Axles Only)
 - Goodyear "H" Rated Tires (For 8K Axles Only)
 - Generator Prep
 - 5.5 Onan Marquis Gold LP Generator
 - Truma "On-Demand" Water Heater
 - Pre Wire for Traveler Satellite
 - 3rd 15,000 BTU A/C
 - Heat Pump (Per A/C)
 - 2nd Patio Awning
 - Slide Awning Package
 - Uniguard Awning Upgrade
 - Dual Pane Windows
 - Exterior Lend-a-Hand Grab Handle
 - Solar Packages (300W, 600W, or 1200W Packages)
 - 3000W Inverter Hybrid
 - Surge Guard
 - Tradition Package (Hardwood Valances and Soft Touch Ceiling)
 - CPAP Stand
 - Bar Style Dinette Table
 - Whirlpool Refrigerator Upgrade
 - 4 Door Gas/Electric RV Fridge
 - Hardwood Refrigerator Doors
 - Dishwasher (N/A 375FL & 385RD)
 - Splendide Front Load Washer & Dryer
 - Furrion Induction Cooktop
 - 39" Bedroom TV (320GK & 360RL Only)
 - Ultra Sheen Cabinet Finish
 - Queen Bed

Some interior furnishings not included. Some photos shown in literature have optional equipment. All options may not be available in every model.Because of progressive improvements, specifications, standard and optional equipment are subject to change without notice or obligation. For a complete and up-to-date list of available options and specifications, as well as Vanleigh's full line of RVs, visit vanleighrv.com.




FOR MORE INFORMATION GO TO:
vanleighrv.com


STANDARD
SOLID WOOD
CABINETS




Mocha



Amber Glaze



English Chestnut



White Linen



TRADITION PACKAGE

Our Tradition Package, which features the traditional hardwood valances and soft touch vinyl ceiling that Vanleigh is known for, is available as an option on all 2020 Vilano floorplans.



ALL WARRANTIES ARE NOT CREATED EQUAL.



See why ours stand the test. At Vanleigh, building a quality coach is our primary focus. Our warranty reflects our confidence in the construction of our unit. From the beginning phases of production we have pressurized water on our units. Throughout our production process we run systems checks on every component in the RV. Once your RV is completed it is taken outside to our onsite campground where it is hooked up to full services and put through an additional PDI inspection. We are proud to offer this accountability to our customers along with the following basic limited warranties:

3 YEAR CONSTRUCTION WARRANTY:

The structure of the welded frame of the RV is warranted for 3 years (36 months)

1 YEAR BASE LIMITED WARRANTY:

Your coach has a limited warranty against defects in materials and workmanship for 12 months of ownership

ONGOING OWNER SUPPORT

Vanleigh is proud to offer exceptional customer support. E-mail us at retailservice@vanleighrv.com or call us at **662.331.2933**. We build our units with tested and proven components. Many of these components carry their own respective warranties. Please see owner's manual for the warranties of components.

BUILT AROUND YOU

We've always prided ourselves in putting our owners first. To build the best product and service it, with the same quality and care. It's at the core of who we are. We appreciate your consideration of Vanleigh.

— Bob, Van and Leigh Tiffin



VANLEIGH

A DIVISION OF TIFFIN

26 Industrial Drive | Burnsville, MS 38833
Phone 662-612-4040 | Fax 662-655-0913
www.vanleighrv.com

YOUR LOCAL VANLEIGH RV DEALER:

